



VOCAL PRODUCTION

4 WEEK COURSE

APRIL 2023 With Aubrey Whitfield

www.aubreywhitfield.com/vocalcourse

ABOUT THE COURSE



The lead vocal is often the most important part of any song. If you are an aspiring or established producer, engineer, mixer, or even a recording artist, songwriter, or otherwise connected to recorded music, Vocal Production will be a key part of your role and what can take your recordings to the next level.

This 4 week online course will guide you through the essential concepts and methods to master the craft of vocal production. You will delve into the often overlooked (yet absolutely essential) phases of “preproduction,” which can help ensure the easiest, quickest, and ultimately most successful recordings once your vocal session begins. The course will also explore the recording session, including guiding your vocalist to the most brilliant and convincing performance through the use of often-invisible yet very complex methods, such as vocal doubling, stacking and thickening, harmonies, and backing vocals. The course then focuses on post-production elements: advanced comping, tuning, and timbre enhancement to create the most compelling final vocal tracks. The course ends with advanced vocal mixing, where creative use of technology can enhance the vocal and its focus to even further heights.

By the end of this course, you will have learnt and practiced all the vocal production techniques used by the world’s top producers. You will have enhanced your “producer’s ear” to successfully guide a vocalist to their best performance. You will also have gained the engineer’s knowledge and skills to ensure the quickest, most efficient, creative recording of vocals, and the skills to enhance them and mix them to the full satisfaction of the producer, the artist, and the audience.

COURSE AIMS



By the end of the course, you will be able to:

- Prepare for a vocal recording session focusing on the technical aspects as well as the personal, creative and artistic aspects
- Run a recording session with technical efficiency and a mastery to bring out the best performances in the vocalist and capture that 'magic' in the studio
- Comp a final vocal track that has captured the best parts of the vocalist's performance and to create a brilliant final vocal ready for mixing
- Enhance vocals with tracking, harmonies, vocal stacks, as well as technical processes, in order to increase the impact of the overall vocal performance
- Clean, edit, tune, align and finalise each vocal take to ensure a truly professional vocal sound
- Developing a vocal chain in your DAW that suits the vocalist's timbre and dynamics and which brings the vocals to life in the mix
- Mix a vocal track in the context of the full mix so that it does justice to the vocalist's performance and to ensure it meets the high professional standards required by the industry
- You'll also have an opportunity to record, edit and mix your own vocals which Aubrey will provide feedback on. This will further consolidate your learning!

CLASS STRUCTURE



There will be 4 live classes with Aubrey every Saturday at 16:00 BST for 4 weeks. The first class starts on 1 April 2023.

The classes take place in a webinar style format via Zoom. Student's microphones and videos are turned off to ensure the smooth running of the class. However, students can use the Zoom chat function to communicate with each other during the class, as well as ask Aubrey questions throughout the class. There's also an opportunity to ask questions at the end of each module class.

Every live class will be recorded and available to download within an hour after each class ends. At the start of the course, Aubrey will provide all students with a link to the course Dropbox folder where all class recordings and course materials can be downloaded.

A series of course materials will also be available throughout the course. This can include homework tasks such as mixing a vocal (stems provided), plugin presets, and written desktop guides. These materials will also be uploaded to the course Dropbox folder after each module and available to download.

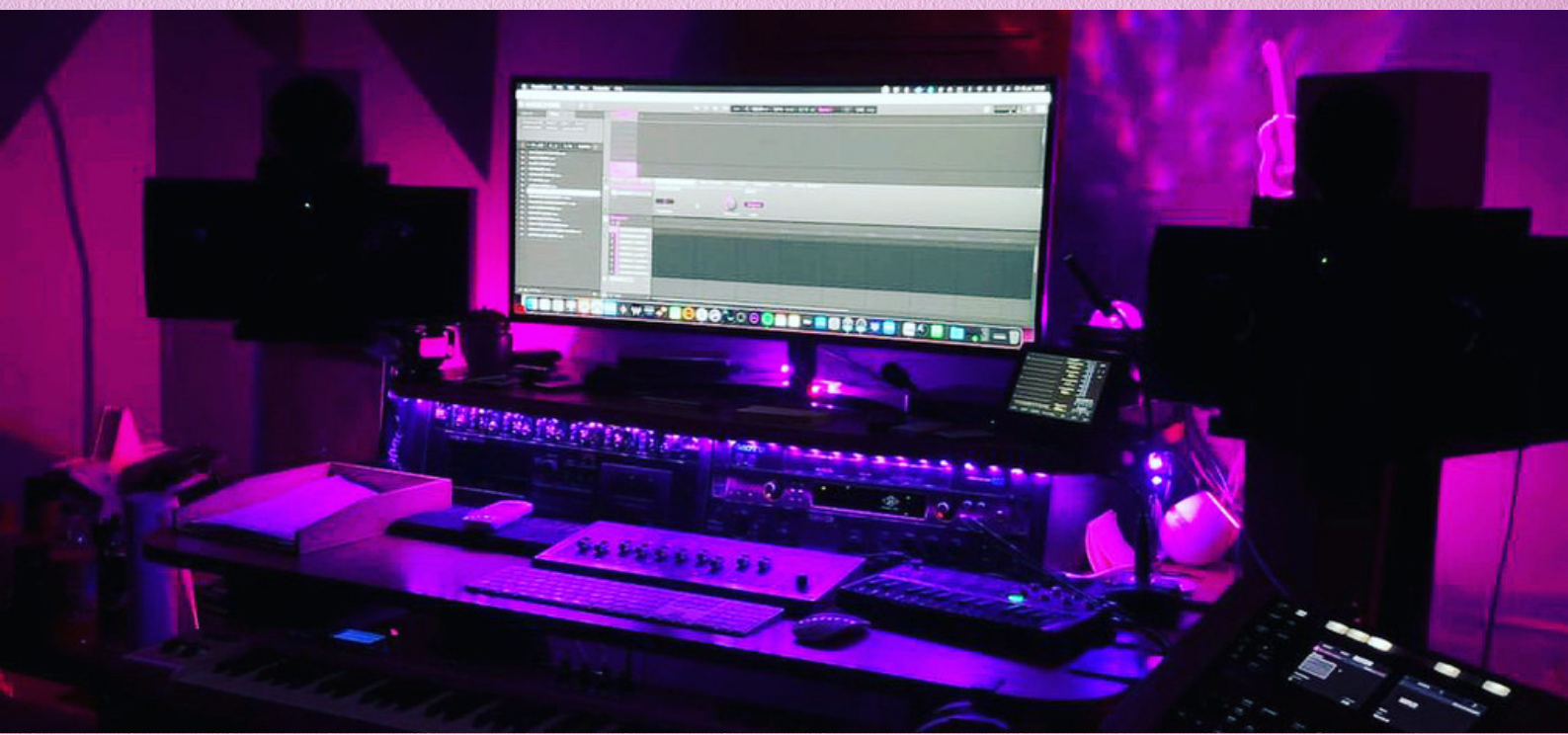
WHO IS THE COURSE FOR?



The course is open to students at all ability levels as the entire vocal producing process will be taught from start to finish.

The course is also suitable for students who create all genres of music as all the techniques taught can be applied to any style of music.

All techniques will be demonstrated in Logic Pro X, however, the course is accessible to all students regardless of what DAW they use (Ableton, FL Studio, Cubase, Pro Tools etc). This is because most techniques will be demonstrated using plugins and all approaches can easily be replicated in any DAW. The course has been specifically designed to be suitable for all DAW users.



MODULE 1: PRE-PRODUCTION



We will kick off the course by taking a look at how you can prepare your studio ready for a recording session. We'll take a look at the key tasks you can undertake to ensure your recording session runs smoothly and that you get the best possible performance from the vocals. We'll also explore the best microphones and pre-amps for a professional vocal recording.

Specifically, we will explore:

- Setting up your studio environment for a clean vocal recording
- Soundproofing
- Choosing the right microphone and pre-amp
- Gain staging
- Planning your recording session for optimal results
- Choosing the right vocalist for your project
- How to prepare for recording vocalists of varying abilities, tones and personalities
- Preparing the vocalist for remote recording sessions
- Developing your own vocal recording DAW template



MODULE 2: RECORDING VOCALS



This module is all about getting a brilliant vocal recording at source. From making the vocalist feel at ease in the studio, warming up the vocals, vocal phrasing as well layering the vocals for a huge modern vocal sound. We'll also take a look at comping vocals on-the-fly so you can get a great vocal mix quickly.

Specifically we will explore:

- Making the vocalist feel at ease in the studio
- Warming up the vocals
- Essential recording approaches and concepts
- Vocal phrasing, diction and dynamics
- Vocal timbre and tone
- Recording the scratch vocal
- Vocal stacking: vocal doubling, harmonies, backing vocals
- The ad-lib vocal
- Producing an online remote recording session
- Getting a quick vocal mix in the studio




MODULE 3: EDITING VOCALS



Module 3 is all about editing the vocals you have recorded to ensure they are ready for mixing. We'll look at how you can objectively judge vocal recordings to comp them into a final take. We'll look at cleaning up the vocal recordings so they sound clean and pristine. With a detailed look at vocal tuning, alignment and mix bus processing.

Specifically, we will explore:

- Comping: what is it and how to comp effectively
- Cleaning audio: removing pops, clicks, mouth clicks, buzz, hiss and noise
- Softening breaths
- Tuning and pitch editing
- Vocal audio syncing and alignment
- Developing a vocal chain in your DAW
- Using mix bus processing for vocal grouping and stacks



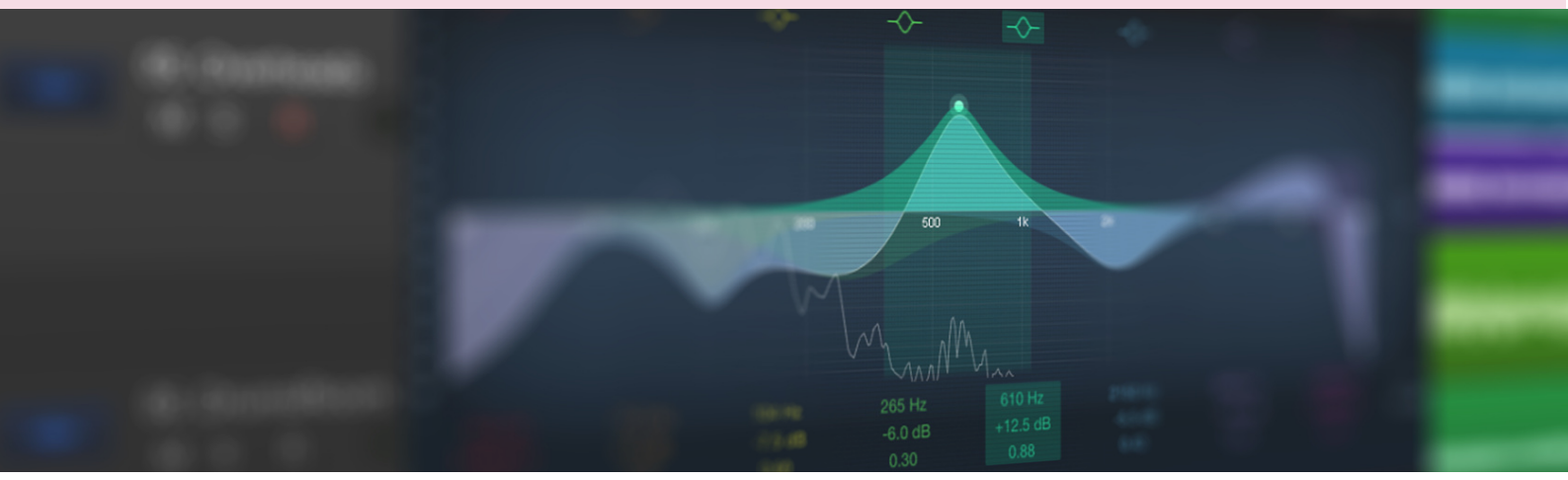
MODULE 4: VOCAL MIXING



During our final module we'll take a deep dive into vocal mixing! You'll learn how to develop and use your own vocal chain to make modern, brilliant sounding vocals. We'll cover all vocal mixing techniques from compression, EQ, saturation, reverb and delay. We'll also look at creating vocal effects. Finally, you'll learn how to blend vocals with the mix for a professional finish.

Specifically, we will explore:

- Modern vocal mixing techniques
- Compression techniques, including parallel compression
- Using a DeEsser to soften consonants
- EQ techniques: surgical vs tonal, filter types and uses
- Applying creative effects such as reverb, delay, phasing, chorus and flanging
- Using saturation for thicker, warmer vocals
- Use of autotune in modern music Vs standard tuning
- Detuning vocals for effect
- Using automation for volume and effects
- Techniques for blending vocals into the mix
- Stem printing and final mix bounces



STUDENT SUPPORT



One to One Support

Throughout the course, each student will be available to contact Aubrey outside of the live classes. Students can reach out to Aubrey via WhatsApp, email, or Instagram DM for support at any time.

Peer Group

As per all of Aubrey's courses, students will be invited to a WhatsApp group of other students on the course to connect, share ideas, and to support each other. Aubrey will ask students if they would like to join the WhatsApp peer group at some point during the course. The WhatsApp group will be moderated by Aubrey who will also contribute to discussions.

Preparation for the Course

No preparation is needed in advance of the course as all course materials will be provided by Aubrey.

Whilst a selection of third party plugins will be used throughout the course, there is no requirement to purchase or use these plugins as all techniques can be replicated using the student's stock DAW plugins.

It is advised that you sign in to each live class at least 5 minutes before the start time to ensure you don't miss any of the class as each class will start promptly at 16:00 BST. If you are not sure what time the class starts in your timezone, you can convert 16:00 BST here: <https://dateful.com/time-zone-converter>

COURSE CERTIFICATION



Upon completion of the course, all students will receive a digital, printable, certificate which confirms they have successfully completed a course in 'Advanced Vocal Production'. The certificate will be signed and delivered on behalf of Echodrop Records.



Example certificate



ENROLMENT & FEES



Course Fee

The fee for enrolment on this course is £114.00 and is required in full when booking your place.

Enrolment

You can secure your place on the course by enrolling online at:

<https://www.aubreywhitfield.com/vocalcourse>

Places are limited to ensure that Aubrey can provide adequate support to all students. Places are offered on a first come, first served basis.



ABOUT YOUR TUTOR



You've probably found your way here because of my social media where I have a large following. But here's a bit more about me and how I can help develop you: I've been a music producer since I was a teenager and have spent my life writing and producing. I have worked with Little Mix, Kelly Clarkson, George Shelley and Simon Webbe as well as written tonnes of songs for TV and film. I write regularly for BMG, Universal and EMI.

My vast experience in producing and mixing combined with my upbeat, positive and approachable personality, helps create a truly vibrant and productive learning environment.

I hope to see as many of you as possible on the course!

Aubrey



ANY QUESTIONS?

✉ aubrey@aubreywhitfield.com

🌐 www.aubreywhitfield.com

+44 020 3302 5979
(WhatsApp only)

